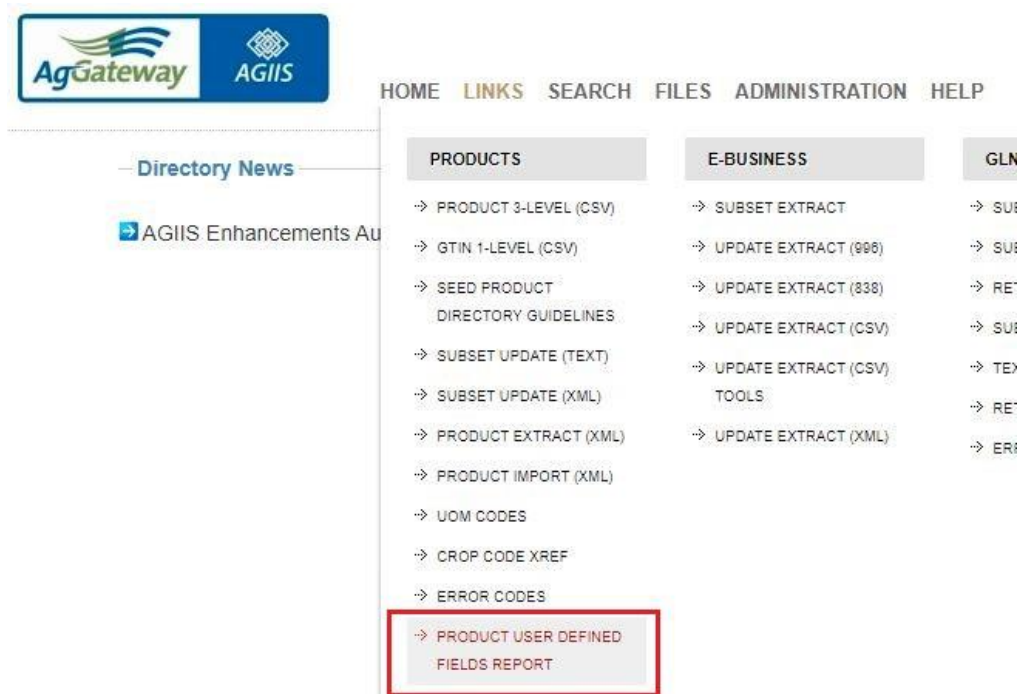


AGIIS Enhancements 2023

PCR 253- Product User Defined Fields Report

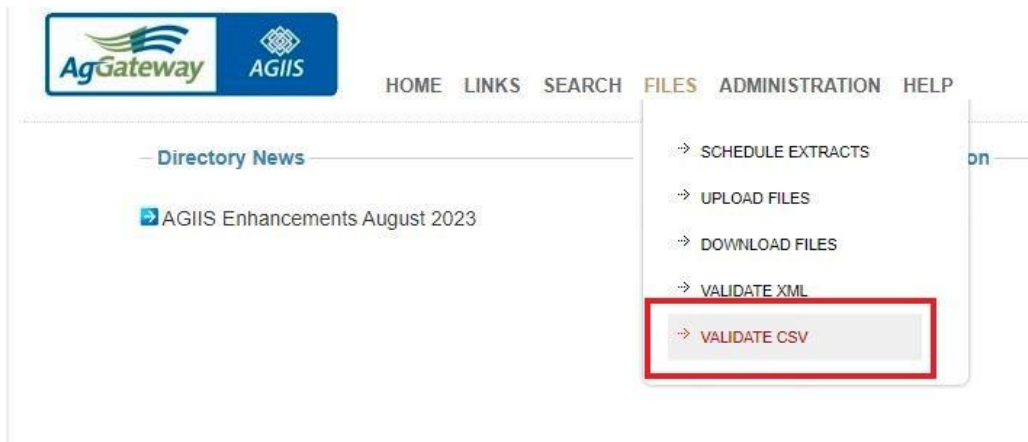
On Saturday, 23 September, AGIIS was enhanced to include a new Product User Defined Fields Report and a new Entity CSV validation tool.

A new CSV report is available for download from the AGIIS Links menu. The Product User Defined Fields Report displays in real time, the user defined fields assigned by each product manufacturer at the product, package size and package configuration levels. To download the report, click on the Product User Defined Fields Report link as shown below.



PCR 254- CSV Validation Tool

Similar to the XML validation tool already in AGIIS, a new CSV validation tool has been added under the **Files** menu in AGIIS. This validation tool will help ensure that Entity CSV bulk files are in good order prior to submission. To validate an Entity CSV bulk file, click on the Validate CSV link. **Note-This is for Entity bulk files only and will not validate product files.**



The following screen is presented. Choose your file from the saved location and click the Validate button.



If the file is in good order, the message, "File Successfully Validated" will appear. If the file doesn't validate successfully, an error message will display identifying the root cause.

Common errors are:

Invalid Number of Columns in CSV File - This error usually occurs when data extends past the maximum file length. This can be caused by data having double quotation marks in certain fields. Make sure your data is cleansed prior to validation.

Invalid file naming convention. Files must be named in accordance with the following example: 1100046503738_20230920083000.csv where: 1100046503738 is the submitting subscriber's GLN 20230920083000 is a date/time stamp in YYYYMMDDhhmmss format. - Ensure that your file is named in accordance to the file layout specification.

Invalid Subscriber ID - This error usually occurs when you open a CSV file in Excel to make changes. The subscriber ID and GLN/EBID columns convert to scientific text. Ensure all columns containing an EBID or GLN are 13 digits in length prior to saving the file.

PCR 252- Web Services Reporting Dashboard

On Saturday, August 19, AGIIS was enhanced to include a new web service reporting dashboard. Users with the Web Service Reporting privilege will have the ability to view the state of AGIIS web services and be able to view metrics for web service calls performed by their organization. To obtain this privilege, have your Subscriber Administrator grant you the Web Service Reporting privilege as shown below. Only those subscribers that perform web service calls will have the Web Service Reporting privilege available to their user base.

The screenshot shows a user configuration page. At the top right, there is a 'State/Zip:' field with a dropdown menu. Below this, the 'Preferred Product View:' is set to 'Classic 3 Level Hierarchy'. A section titled 'Is granted the following privileges:' contains a list of checkboxes: 'User - Request Add', 'User - Request Delete', 'User - Request Update' (checked), 'User - Search/View', and 'Web Service Reporting' (checked). To the right, the 'Subscriber Contact' section has 'Is Subscriber Contact' (unchecked), 'Is primary contact' (unchecked), and 'Is secondary contact' (unchecked). The 'Active Status' section has 'Is Active' (checked).

The dashboard is accessed from the Administration tab by clicking the Web Service Reporting link as shown below.

The screenshot shows the AGIIS Administration page. The top navigation bar includes 'HOME', 'LINKS', 'SEARCH', 'FILES', 'ADMINISTRATION', and 'HELP'. The 'ADMINISTRATION' tab is active. On the left, the 'User contact details' section shows 'Subscriber: AGGATEWAY CORPORATION', 'First Name: CHRIS', 'Last Name: CRUTCHFIELD', and 'User ID: CHRISC'. On the right, the 'MY AGIIS' menu is open, showing options: 'MY PROFILE', 'MY SUBSCRIBER PROFILE', 'MY USERS', 'MY EBMS SEARCH', and 'WEB SERVICE REPORTING' (highlighted in red). The 'User Profile' section on the far right shows 'C. CRUTCHFIELD - AGGATEWAY' and 'Contact Us Logout'.

Clicking the Web Service Reporting link will display a new page like the one below. This page displays the state of both SOAP based and REST web services, letting a user know if the services are online or offline. Stoplight indicators clearly show the state of the services. Green indicates services are online, while Red indicates that services are offline.

AGIS Service Availability:

Web Services: ● Service Online

REST Services: ● Service Online

Include details for the selected subscriber:

Subscriber:

Include details for the selected month and year:

Month: Year:

Include details between the following dates:

From: To:

Users have the ability to view the number and type of web service calls made by their organization for a specific month and year, or from a range of dates. Reporting is available for the previous three years. To view the number of calls for a specific month and year, simply choose from the month and year dropdowns as shown below.

Include details for the selected month and year:

Month: Year:

Include details between the following dates:

From: To:

Clicking the "Go" button will display the results for the month and year chosen, as shown below.

Include details for the selected month and year:

Month: Year:

Include details between the following dates:

From: To:

Number of service actions call:

Service Type	Service Action	Calls
WebService	Entity Maintenance	150
WebService	Entity Search	945

Users will also have the ability to view the number and type of calls for a given time period as shown below.

— Include details between the following dates:

From: To:

August, 2023

Su	Mo	Tu	We	Th	Fr	Sa
30	31	1	2	3	4	5
6	7	8	9	10	11	12
13	14	15	16	17	18	19
20	21	22	23	24	25	26
27	28	29	30	31	1	2
3	4	5	6	7	8	9

Today: August 17, 2023

Clicking the "Go" Button will display the results for the range of dates selected as shown below.

— Number of service actions call:

Service Type	Service Action	Calls
WebService	Entity Maintenance	442
WebService	Entity Search	3086

To view a graphical representation of this data, click on the "Graph" button as shown below.

— Include details between the following dates:

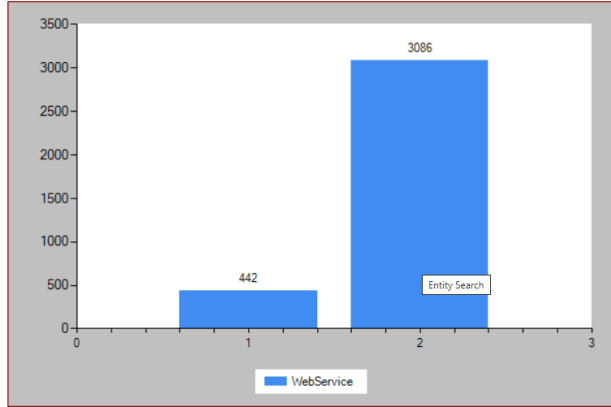
From: To:

— Number of service actions call:

Service Type	Service Action	Calls
WebService	Entity Maintenance	442
WebService	Entity Search	3086

A graphical representation will display. Hovering over the bar graph will display the type of call made.

The following is a graphical representation of the Web Service/REST API methods call during selected time period. Click the Return button to go back to Report Dashboard Page.



[Return](#)

This data can also be downloaded into an Excel file by clicking on the "Download" button as shown below.

Number of service actions call:

Service Type	Service Action	Calls
WebService	Entity Maintenance	442
WebService	Entity Search	3086

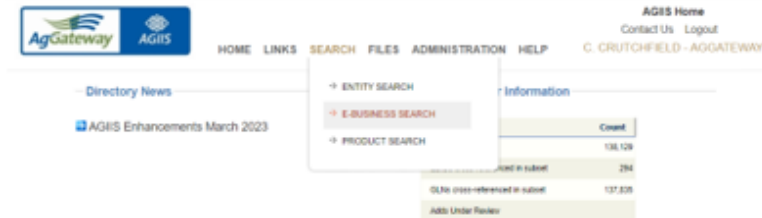
[Go](#)
[Clear](#)
[Graph](#)
[Download](#)

The data will be downloaded into an Excel file as shown below and displays the type of call, user performing the call, date range, and number of calls.

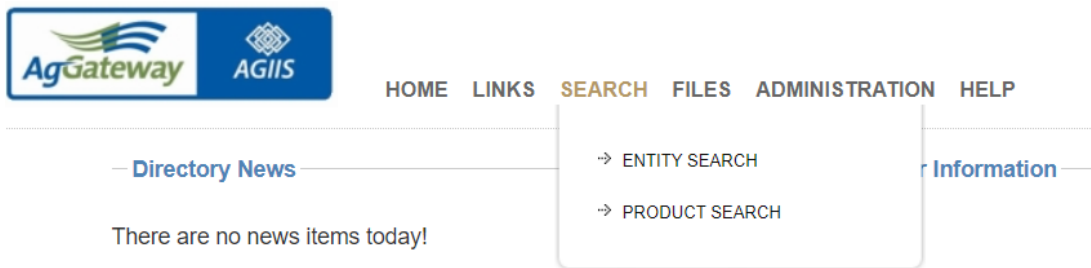
	A	B	C	D	E	F	G
1	REQUESTSOURCE	ACTIVITYTYPE	REQUESTUSER	REQMONTH	REQYEAR	NOOFCALLS	
2	WebService	Entity Maintenance	TestUser 1	7	2023	177	
3	WebService	Entity Search	TestUser 1	7	2023	1822	
4	WebService	Entity Maintenance	Test User 2	7	2023	144	
5	WebService	Entity Search	Test User 2	7	2023	569	
6	WebService	Entity Maintenance	TestUser 1	8	2023	91	
7	WebService	Entity Search	TestUser 1	8	2023	667	
8	WebService	Entity Maintenance	Test User 2	8	2023	30	
9	WebService	Entity Search	Test User 2	8	2023	28	
10							

PCR 251- Removal of E-Business Search

On Saturday, June 10, AGIIS was enhanced to remove the **E-Business Search** option, shown below.



The Search menu now presents two search options, **Entity Search** and **Product Search**.



Users will continue to be able to perform a search to retrieve entities enumerated with an E-Business Identifier (EBID) using the existing **Entity Search** option and the filters provided. The AGIIS Entity Search screen is defaulted to include entities enumerated with an EBID and/or a Global Location Number (GLN). Users may uncheck the GLN IDs checkbox to receive return results containing an EBID.

As a reminder, all entities in AGIIS are enumerated with a GLN. Not all entities in AGIIS are enumerated with an EBID. Unchecking the GLN IDs checkbox will limit results to those entities also enumerated with and EBID. To receive the broadest search results, simply keep the default search criteria intact (Include Entities Containing both EBID's and GLN ID's).



Entities

Include Entities having: EBIDs NAPD/HP IDs GLN IDs

Identifier

Identifier Value(s):

Address

Name:

Address Line 1:

Postal Code:

Postal Code range from: to:

City:

State:

PCR 249 - Change Password Feature Enhancement May 20, 2023

On Saturday, May 20, AGIIS was enhanced to support a new "Change Password" feature. The User Profile page was updated to remove the "Password" and "Confirm Password" fields and a "Change Password" button has been added at the bottom of the page. The new functionality can be found by clicking on the "Administration" then the "My Profile" menu as shown below.

AGIIS Home
Contact Us Logout
C. CRUTCHFIELD - AGGATEWAY

HOME LINKS SEARCH FILES ADMINISTRATION HELP

Directory News
There are no news items today!

MY AGIIS

- MY PROFILE
- MY SUBSCRIBER PROFILE
- MY USERS

Count
138,157
294
137,863
2

Updates Under Review
Reactivates Under Review

From the User Profile page, you will notice the "Password" and "Confirm Password" fields have been removed and a "Change Password" button has been added.

AgGateway **AGIIS** User Profile
Contact Us Logout

HOME LINKS SEARCH FILES ADMINISTRATION HELP C. CRUTCHFIELD - AGGATEWAY

User contact details

Subscriber: AGGATEWAY CORPORATION Phone: (913) 469 - 8700

First Name: CHRIS Email Address: ccrutchfiel2@dx.com

Last Name: CRUTCHFIELD Address: [Empty]

User ID: CHRISC City: [Empty]

State/Zip: [Empty]

Removed Password and Confirm Password Fields

Preferred Product View: Classic 3 Level Hierarchy Flat Product/GTIN

Is granted the following privileges:

- E-Business - Manage Subset
- E-Business - Request Add
- E-Business - Request Update
- E-Business - Search/View
- Entity - Manage Extracts

Subscriber Contact

Is Subscriber Contact

Is primary contact

Is secondary contact

Active Status

Is Active

Send e-mail notification for the following events:

- System Receives Request
- Request is Accepted
- Request is Declined
- System Generates Extract File
- Product Alert

Subscriber Administrator Information:

Name: BISLA ,AMIT
Email Address: kcbpo_csc_ecomm_agiis_developers@dx.com
Phone: (454) 654-5646

Name: BOKKA ,CHIRAN
Email Address: chiranjeevi.bokka@dx.com

Ignore warnings

Added Change Password Button

To change your password, simply click on the "Change Password" button. The "Change Password" screen will be presented as shown below. Simply type your new password in the "New Password" and "Confirm Password" fields. Once saved, an automated email will notify you that your password was changed.



Change Password

User ID:

New Password:

Confirm Password:

When adding a new user, Subscriber Administrators will have the ability to establish a temporary password by completing the "Password" and "Confirm Password" fields on the User Profile page as shown below. New users are encouraged to use the new functionality to make their password unique.



User contact details

Subscriber: Phone: () -

First Name:

Last Name:

User ID:

Password:

Confirm Password:

Email Address:

Address:

City:

State/Zip:

Preferred Product View: Classic 3 Level Hierarchy Flat Product/GTIN

Is granted the following privileges:

- E-Business - Manage Subset
- E-Business - Request Add
- E-Business - Request Update
- E-Business - Search/View
- Entity - Manage Extracts

Subscriber Contact

Is Subscriber Contact

Is primary contact

Is secondary contact

Active Status

Is Active

Send e-mail notification for the following events:

- System Receives Request
- Request is Accepted
- Request is Declined
- System Generates Extract File
- Product Alert

Subscriber Administrator Information:

Ignore warnings

The following AGIIS enhancements were implemented on March 25, 2023.

PCR 245 – AGIIS Product Directory Modification – Indicator Digit

This enhancement is the result of a recommendation by AgGateway Working Group 16, Crop Protection Product Guidelines. The Working Group's recommendation is to move away from a Package Level Indicator Code and move toward an Indicator Digit which is supported by GS1 Standards. This enhancement will only impact subscribers loading products into AGIIS.

Prior to this enhancement, the first digit of the GTIN 14 in AGIIS was referred to as a package level indicator code. Codes available for assignment were limited to the following:

- 0 - lowest saleable unit
- 2 - mutually agreed upon (To identify a container less than intermediate and above smallest consumer unit)
- 3 – interim package
- 4 - mutually agreed upon (To identify a container smaller than standard shipping container and greater than intermediate)
- 5 - standard shipping container
- 7 – standard pallet
- 8 – repack
- 9 – non-standard bulk

With this enhancement, AGIIS will be modified to use indicator digit logic instead of a package level indicator code. Modifications will be made to all places a GTIN is enumerated or calculated in AGIIS. This includes the web interface, web services and bulk processes. There will also be changes to web page verbiage, page level help and documentation.

The Indicator Digit logic will allow product owners to utilize an indicator digit of “0” – “9” for the creation of the GTIN with no restrictions or definitions as shown below. It will be up to each manufacturer to determine their own hierarchy, but should be applied consistently across all product lines.

Package Configuration Add
 Contact Us Logout
 C. CRUTCHFIELD - Dr Admin

HOME LINKS SEARCH FILES ADMINISTRATION HELP

Product Information

Company:	EI DUPONT DE NEMOURS & CO INC	EBID:	066235600008
Product Name:	ACAPELA 250SC	Product Number:	D15249462
Categories:	Chemical	Seed Size:	
Base Quantity:	Qty/Value	UOM/ANSI	UOM/REC 20
Reporting Unit of Measure:	1	LT - Liter	LTR - Liter
Product:	ACAPELA 250SC	DR - Drum	DR - Drum
Package Size:	ACAPELA 250SC 115.2L CA		
Indicator Digit:	<div style="border: 1px solid #ccc; background-color: yellow; padding: 2px;"> - SELECT - 1 2 3 4 5 6 7 8 9 </div>		
GTIN:	Indicator Digit + Co. Prefix Code + Pkg Size ID + Check Digit()		
Package UOM:	X12 Unit of Measure)		
Package UOM:	ec 20 Unit of Measure)		
Reporting ID:			
Status:			

Base Package Quantity:	<input type="text"/>	<input type="text" value="None"/>	<input type="text" value="None"/>
Child Package Quantity:	<input type="text"/>	<input type="text" value="None"/>	<input type="text" value="None"/>
Calculated Volume Quantity:	<input type="text"/>		
Gross Weight:	<input type="text"/>		
Tare Weight:	<input type="text"/>	<input type="text" value="None"/>	<input type="text" value="None"/>
Net Weight:	<input type="text"/>		
Length:	<input type="text"/>		
Width:	<input type="text"/>	<input type="text" value="None"/>	<input type="text" value="None"/>
Height:	<input type="text"/>		
Square Area:	<input type="text"/>	<input type="text" value="None"/>	<input type="text" value="None"/>
Cubic Dimension:	<input type="text"/>	<input type="text" value="None"/>	<input type="text" value="None"/>
Stacking Height:	<input type="text"/>		
Package Config Label 1:	<input type="text"/>		
Sales Reportable:	<input type="checkbox"/>		
Inventory Reportable:	<input type="checkbox"/>		
PCP Number:	<input type="text"/>		

Product owners are encouraged to publish their GTIN hierarchy on the AgGateway Wiki to assist trading partners. Click the link below to publish your hierarchy. In order to access this link, you must first be logged into the AgGateway Wiki.

[GTIN Hierarchy](#)

PCR 246 – AGIIS Address Line 1 System Edit Addition

AGIIS Line 1 System Edit Addition enhancement will ensure that entities added to the Directory via website, bulk process, or web services, will contain **address only** information in line 1 of the physical and mailing addresses. This enhancement was recommended by an AGIIS subscriber to help address confusion when address line 1 contains a grower name, or other non-address information.

This enhancement will ensure that address line 1 (physical or mailing) contains numeric digits, with the exception being, “C/O”, to designate “in care of”, which is often used within the Crop Protection industry to enumerate warehouse and storage locations.

With bulk submissions files, when address line 1 contains non-address information, return files will include a new error code, **S308** with the description, **“Address line1 contains non address information.”**

When adding or updating an entity using the web interface, if non-address information is identified in address line 1 (physical or mailing) the warning message, "Address line 1 contains non address information", will be presented.

When this error message displays, the checkbox, "Ignore name and/or address warnings" will also be presented. If a user contends that the information in line 1 should be allowed in the directory, this box can be checked, causing the Add or Update transaction to be routed to the Directory Administrator for review. When doing so, it is recommended that comments are added to help the Directory Administrator make a determination.

In the example below, "Travis Hogan" is entered in line 1 of the physical address. The error message is presented along with the, "Ignore name and/or address warnings" checkbox. The user should either enter the address, "1 Arrowhead Dr" in line 1, and resubmit, or may check the checkbox, add comments, and submit to the Directory Administrator for review.



Address line 1 contains non address information.

Duplicate Exemption: Exempt
Classifications: Business Consumer Location

Company / DBA Name: KANSAS CITY CHIEFS / KANSAS CITY CHIEFS

Physical Address: TRAVIS HOGAN KANSAS CITY MO 64105
1 ARROWHEAD DR



Copy Physical Address:

Mailing Address: [input fields]



Phone Number: () -

Latitude: [input field]

Longitude: [input field]

SPLC: [input field]

AWSA: [input field]

Entity Status: In Business

Comments: [text area]

Request/Set Verification Information

Last Verification: None
Type: [dropdown] Level: [dropdown]

Industry ID Prop Code
EBID: [input] [input] Use ID
NAPD/HP ID: [input] [input]
GLN: [input] [input] Use ID

GLN Identifier GLN Identifier Value

GLN Type: Subscriber Owned Non-Subscriber Owned AGIIS Assigned Clear GLN Fields
Prefix: [dropdown] Loc.Ref.: [input]
GLN: [input] system generated

Submit Back

Ignore name and/or address warnings